



THE BELLEVUE DISCOVERY TEACHERS PRESENT At-Home Activities for Tuesday, March 31, 2020


Farm Animals Week Curriculum Design by Miss Pael

The Dragonflies Class is celebrating Hundreds Day today!

Dragonflies Children:
Enjoy your Zoom party
with your teachers at 10:00 on
Tuesday morning.
Miss Vivian is sending the link.



Celebrating 100s Day! Activities curated by Miss Kasia



A Favorite Bellevue Discovery Song

*"This is my 13th year singing this song with Bellevue Discovery preschoolers!"
~ Miss Ren ~*

The Donkey Song

<https://vimeo.com/402348627> ~ You'll need the preschool's SmugMug password

Farm Animals Week idea from Lindsey, Cara's mom

If you type an animal's name into Google, scroll down a little, and then press 'View in 3D' it brings up your camera and 30 seconds later you have a life-sized animal in your house! You can take a photo of your kid with the animal and they can walk around it. The animals move, saunter, or swim. There are a few farm animals (Horse, Goat, Pony) and a bunch of other animals. For the farm animals that aren't included, there is a "Fun Facts" button where the 'View in 3D' button was for the other animals - it takes you to a short slideshow with just a few easily digestible facts for kids.



Storytime

One Hundred Hungry Ants

<https://www.youtube.com/watch?v=yMQ78Kw8Pg>



THE BELLEVUE DISCOVERY TEACHERS PRESENT

100s Day Activities

Roll the Dice to 100!

"This is a 100s Day project your kids may enjoy doing at home. For this math game, roll a dice and color in on the chart the amount you roll. If you roll a 4, color in 4 boxes. If you roll a 2 on your next roll, color in the next 2 boxes. Your goal is to get to 100!"

~ Miss Kasia ~

1	2	3	4	5	6	7	8	9	10
11	12	13	14	15	16	17	18	19	20
21	22	23	24	25	26	27	28	29	30
31	32	33	34	35	36	37	38	39	40
41	42	43	44	45	46	47	48	49	50
51	52	53	54	55	56	57	58	59	60
61	62	63	64	65	66	67	68	69	70
71	72	73	74	75	76	77	78	79	80
81	82	83	84	85	86	87	88	89	90
91	92	93	94	95	96	97	98	99	100



THE BELLEVUE DISCOVERY TEACHERS PRESENT


100s Day Activities

Make 100 Dots!

“Use the following mat to make 10 dots in each section.
You can use paint with a Q-tip, or make little dots with a marker.

After you make 10 dots in each section,
count by tens to see how many dots you made!”

~ Miss Kasia ~





THE BELLEVUE DISCOVERY TEACHERS PRESENT

100s Day Activities


Exercise your way to 100!

“Using a kitchen timer, set up each time period to 100 seconds.
Kids can try different types of exercise for 100 seconds.
How many of each kind of exercise can you do in 100 seconds?
This could be fun for the whole family.”

~ Miss Kasia ~



Arm Circles



Hops



Jumping Jacks



Toe Touches



Trunk Twists




Squats



Sit Ups



Lunges



Push Ups



THE BELLEVUE DISCOVERY TEACHERS PRESENT

100s Day Activities

Make a 100s Day Crown!

"Create your own 100s Day Crown.
Use anything you can find at home. Use your imagination.
Take a picture of you wearing your crown and send it to Miss Poonam
at Photos@BellevueDiscovery.org."

~ Miss Kasia ~

