



THE BELLEVUE DISCOVERY TEACHERS PRESENT  
At-Home Activities for **Wednesday, April 22**  
**BELLEVUE DISCOVERY WORMS WEEK**

**WORM SONG SING-ALONG**




**Sing along all week!**

<https://www.bellevuediscovery.org/songs>

**WORM STORY**

**Diary of a Worm**

<https://www.youtube.com/watch?v=9y6Mtl15b0w>



**WORM VIDEO Sid the Science Kid: I Dig this Town**

<https://www.youtube.com/watch?v=EEUSireK0QI>

**WORM WEEK Drama: Sock Puppet Worm**

**Supplies:** A sock for each hand

**Instructions:** Pretend ... your worms are in a garden  
Your worms are playing with their friends  
Your worms are in a rainstorm



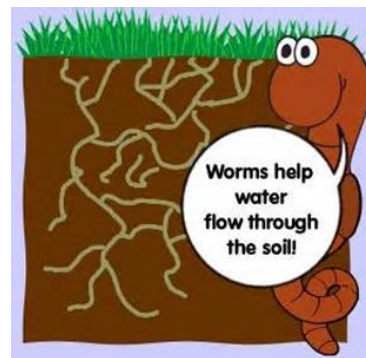
Watch Miss Rimi's "Act Like a Wiggly Worm" video:

<https://www.bellevuediscovery.org/copy-of-math-activities-1>

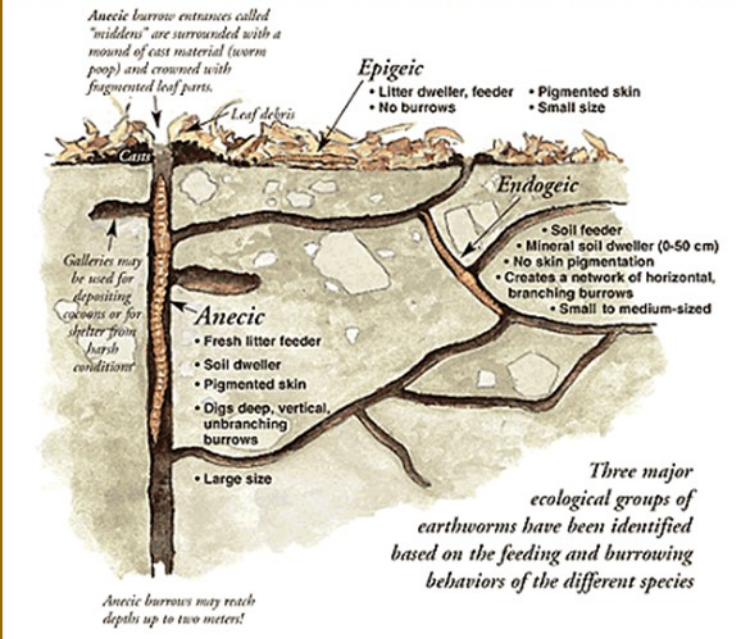
**WORM WEEK INQUIRY CHALLENGE**

**What worm tunnel will I design?**

Use Legos and your Lego baseboard or other materials  
to design/build a worm tunnel



## EARTHWORMS *in the ECOSYSTEM*



# INQUIRY CHALLENGE

## What worm tunnel will I design and build?

**Materials:** A marble, Legos and a Lego baseboard  
Or a marble, a cookie sheet and playdough (rolled into long "snakes")  
Or a marble and recycled materials

### Instructions:

The marble will be your "worm."

Create a marble maze with an opening at one end for the marble worm to get into its tunnel.

The tunnel can branch in different directions, and can even have a separate exit.

After you have build your worm tunnel, try it out: can the marble worm move all around in the tunnel?

Change your tunnel to make it harder or easier for your worm to move around, then work on your writing frame (next page)

Have a family member try to move your worm through the tunnel. Can they do it?

This page is from a book Miss Annette loves to read with her preschoolers.

We read during Spring Week:

### ***And Then It's Spring***

<https://www.youtube.com/watch?v=9hPa3OawIOA>

Can you find this page in the book?



# MY WORM TUNNEL

What was really easy to do when you made your worm tunnel?

What was really hard to do when you made your worm tunnel?

What advice would you give a little kid about making a worm tunnel?

If you had to change one thing about your worm tunnel, what would you change?