



THE BELLEVUE DISCOVERY TEACHERS PRESENT

At-Home Activities for **Thursday, April 30, 2020**



A Teacher's Favorite Pig Song

"Pig on her Head"

~Recommended by Miss Arlene~

Song

<https://youtu.be/EfNLcyJIsas>




A Favorite Dragonflies Song

"Green Grass Grows All Around"

~Recommended by Miss Vivian~


Song

<https://youtu.be/CTbawd1Q3-o>



Hands-on Activity: HUFF AND PUFF EXPERIMENT

~Recommended by Miss Kasia~
(See the next page)



Art Activity: TRICKY PIGGY

~Recommended by Miss Kasia~
(See the next page)

Fun Family Activity: OINK-ING CONTEST

~Recommended by Miss Kasia~
(See the next page)

Storytime



The Three Little Pigs

<https://youtu.be/Olo923T2HQ4>



THE BELLEVUE DISCOVERY TEACHERS PRESENT

TRICKY PIGGY

Invite your child to make a little piggy using paper, glue and crayons. Ask how they would trick the wolf and stay safe (not necessarily by building houses).



Fun Family Activity: OINK-ING CONTEST

Gather all your family members and take turns making your best pig oinks! Then, the panel of judges (parents) can hand out awards in all sorts of different categories: silliest oink, loudest oink, sweetest oink, funniest oink, most realistic oink, etc.






THE BELLEVUE DISCOVERY TEACHERS PRESENT

Hands-on Activity: HUFF AND PUFF EXPERIMENT

Suggested Materials (all items are optional)

Straw
Plastic spoon
Metal spoon
Coin
Cotton ball
Marker or pencil
2 small pieces of foil - one crumbled, one flat
Small rock
LEGO piece
Small ball
Roll of tape



Directions

Bring out one object at a time. Have your child guess if they will be able to move the object by blowing it (make a prediction!)

Ask your child test out their prediction; Invite them to blow on objects without touching them.

Which among the object is the easiest to move? Why?

Which among the objects is the hardest to move? Why?

What can you do to prevent things from moving?

How can you help things move more easily?