



THE BELLEVUE DISCOVERY TEACHERS PRESENT
At-Home Activities for **Monday, April 13, 2020**
Bellevue Discovery Outer Space Week
Curriculum Design Lead: Miss Rimi



**A Favorite
Grasshopper Song**

"Twinkle Twinkle Little Star"

~Recommended by Miss Beth~

Song

<https://youtu.be/ymOaMuP58NY>




**A Favorite
Dragonflies Song**

"Solar System Song"

~ Recommended by Miss Sveta~

Song

<https://youtu.be/mQrlgH97v94>




Hands-on Math Activity: Space Rocket Counting Activity

"Can you pretend to be a rocket ship,
counting backwards from 10 before blasting off into outer space?"

~Recommended by Miss Erica~

See last two pages




Addition Math Game

"A kid friendly math game."

~Recommended by Miss Poonam~

See next page



Storytime

How to Catch a Star

<https://youtu.be/rDMnOx7w6OA>

~Recommended by Miss Beth~



ADDITION MATH GAME

Supplies Needed for Paper Plate Addition


- Paper plate
- Black marker
- One or two dice
- Small sticky notes
- Small manipulatives, such as buttons, mini erasers, or coins


How to Make This Math Addition Game

- Use your black marker to draw a line across the center of your plate. Next, draw a line to divide the top half in half again. See the picture attached below for an illustration.
- Write a plus sign on one of the sticky notes.
- Place your sticky note on the line dividing the top half of your paper.
- Gather your dice and your buttons. It's time to for some math addition practice.

How to Play:

- Roll one die. Place that number of buttons in the first section.
- Roll the die again. Place that number of buttons in the second section.
- Add the two sections together and put the correct number of buttons in the bottom half of the plate.
- Remove the buttons and play again.





Hands-on Math Activity: Space Rocket Counting Activity


“Can you pretend to be a rocket ship, counting backwards from 10 before blasting off into outer space?” ~ Miss Erica

Instructions

- Print and cut out the rocket cards and number cards—some of our preschoolers will be able to do a lot of the cutting

Optional Games

- Match the number card to the number of objects
- Line the cards up from 1 to 10 rockets; line them up from 10 to 1
- Play super-speedy line up: mix up the cards and line them up from 1 to 10 or 10 to 1 as fast as you can
- Add the rockets on two cards
- Put two number cards in the wrong place and see if your parent can find the rockets with the wrong numbers
- Make up a new game with the rocket cards



1	2	3
4	5	6
7	8	9
	10	